



Hydraulic Remote Controllers Build Program

Joysticks *PCL401*

Stackables *PCL402*

Foot Pedals *PCL402*

Bulletin HY14-1800/US



Introduction 3

PCL401 Joysticks 4

PCL402 Stackables 4 - 5

PCL402 Foot Pedals 5

Ordering Information 6

Product Drawings 7 - 8

 PCL401 7

 PCL402 8

Forestry



Material Handling



Construction



⚠ WARNING

FAILURE OR IMPROPER SELECTION OR IMPROPER USE OF THE PRODUCTS AND/OR SYSTEMS DESCRIBED HEREIN OR RELATED ITEMS CAN CAUSE DEATH, PERSONAL INJURY AND PROPERTY DAMAGE.

This document and other information from Parker Hannifin Corporation, its subsidiaries and authorized distributors provide product and/or system options for further investigation by users having technical expertise. It is important that you analyze all aspects of your application and review the information concerning the product or system in the current product catalog. Due to the variety of operating conditions and applications for these products or systems, the user, through its own analysis and testing, is solely responsible for making the final selection of the products and systems and assuring that all performance, safety and warning requirements of the application are met.

The products described herein, including without limitation, product features, specifications, designs, availability and pricing, are subject to change by Parker Hannifin Corporation and its subsidiaries at any time without notice.

Offer of Sale

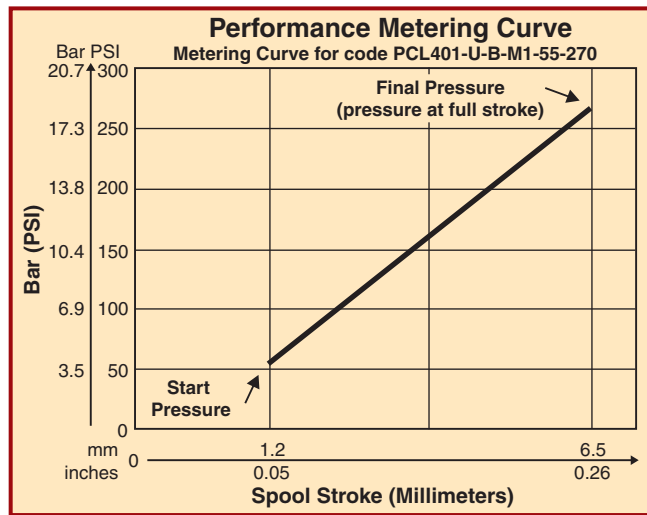
The items described in this document are hereby offered for sale by Parker Hannifin Corporation, its subsidiaries or its authorized distributors. This offer and its acceptance are governed by the provisions stated in the "Offer of Sale".

Parker PCL Build Program

The PCL Build Program is designed to help a stocking distributor increase the value and services offered to their customers. This is accomplished by having the in-house capability of being responsive to your customer's needs. A wide variety of kits facilitate the conversion and customization of these controllers with a minimum amount of inventory.

Joysticks and stackable controllers have custom spring packs that are matched to our control valves and optimize controllability and machine performance.

The type of curve selected for the controllers in the program is referred to as "straight-line metering". This means that the "start pressure" and "final pressure" of the controller is linear. Here is a sample of this type of curve.



Here is a list of documentation available to support this product:

- PCL4 Catalog HY17-8357/UK
- Catalog CD HY14-1800/US – includes the bulletin, the catalog, spare parts list, service and assembly documents, PowerPoint sales presentation, and DXF engineering drawings.



The basic kits for the program are:

- Joysticks and stackables with no handle.
- Handle kits.
- Detent kits.
- Footpedal conversion kits.
- Stud kits.
- Spring pack kits.
- Service kits.

Reference information:

Joysticks

- All ports are SAE 6.
- All ports (P,T,1,2,3,4) are located on the bottom of the housing.
- Mounting plate is code M1.
- Boots are included in the handle kits.

Stackables

- All ports are SAE 6.
- Pump and tank ports are located on the side of the housing. Ports A&B are located on the bottom of the housing.
- Mounting plate is code M3.
- Boots are included in the handle kits.

PCL401 Joystick and PCL402 Stackable Controllers

PCL401	Control Valve Match	Pressure Range (psi)		Part Number	List Price
		Start	Final		
Joystick	V10, V20,V70,V90 & V86	55	270	PCL401-U-B-M1-55-270	\$ 547.10
Joystick	VA/VG20 & VA/VG35	100	330	PCL401-U-B-M1-100-330	547.10
Joystick	PC25 & PC55	100	410	PCL401-U-B-M1-100-400	547.10
Joystick	F130CF, L90 & P70	75	260	PCL401-U-B-M1-75-260	547.10
Joystick	F130CP	90	390	PCL401-U-B-M1-90-390	547.10
Joystick	K170 & K220	80	310	PCL401-U-B-M1-80-310	547.10

PCL402	Control Valve Match	Pressure Range (psi)		Part Number	List Price
		Start	Final		
Stackable	V10, V20,V70,V90 & V86	55	270	PCL402-U-S-M3-55-270	\$ 370.60
Stackable	VA/VG20 & VA/VG35	100	330	PCL402-U-S-M3-100-330	370.60
Stackable	PC25 & PC55	100	400	PCL402-U-S-M3-100-400	370.60
Stackable	F130CF, L90 & P70	75	260	PCL402-U-S-M3-75-260	370.60
Stackable	F130CP	90	390	PCL402-U-S-M3-90-390	370.60
Stackable	K170 & K220	80	310	PCL402-U-S-M3-80-310	370.60

PCL401 Joystick Handle Kits

- Includes standard round boot & loose lead wires for electric switch handles

Description	Part Number	List Price
PCL401-H1B, Straight ball handle	9120059052	\$ 19.10
PCL401-H1W, Straight handle with knob and removable plastic window	9120089358	29.90
PCL401-E0, Electric switch handle with no switches	9120089507	52.90
PCL401-E1, Electric (on/off) switch handle with 2 position thumb switch	9120059053	94.10
PCL401-E2, Electric (on/off) switch handle with 3 position toggle switch	9120059054	109.10
PCL401-N0, Electric ergonomic straight handle with no switches	9120089606	140.30
PCL401-N2T, Electric (on/off) ergonomic straight handle with 2 thumb switches & 1 finger switch	9120089667	249.30
PCL401-N4T, Electric (on/off) ergonomic straight handle with 4 thumb switches & 1 finger switch	9120089613	308.10

PCL401 Handle Conversion Kits

From/To	Part Number	List Price
Tilt lt/rt stem, PCL401-TLSTEM	PCL401-TLSTEM	\$ 15.80

PCL402 Handle Kits

- includes standard boot and loose leads for electric switch handles

Description	Part Number	List Price
PCL401-H3-B , Straight ball handle	9120089362	\$ 19.10
PCL402-H4-B, Bent handle with ball knob - .59" offset	9120089363	19.10
PCL402-H5B, Bent handle with ball knob - 1.18" offset	9120089364	19.10
PCL402-H6B, Bent handle with ball handle - 1.77" offset	9120089365	19.10
PCL402-H3-W , Straight handle with knob and removable plastic window	9120089367	19.10
PCL402-H4-W, Bent handle with knob and removable plastic window - .59" offset	9120089368	19.10
PCL402-H5-W, Bent handle with knob and removable plastic window - 1.18" offset	9120089369	19.10
PCL402-H6-W, Bent handle with knob and removable plastic window - 1.77" offset	9120089370	19.10
PCL402-E0, Electric switch handle with no switches	9120089538	52.40
PCL402-E1, Electric (on/off) switch handle with 2 position thumb switch	9120089372	93.20
PCL402-E2 , Electric (on/off) switch handle with 3 position thumb switch	9120089373	109.40

PCL402 Stackable Controllers

PCL402 Detent Kits (use PCL402 handle kits)

Description	Part Number	List Price
PCL402-MD2, Mechanical detent for ports A&B	9120089614	\$ 68.00
PCL402-S2, Friction detent. (Note: 35mm spacer req'd if another section stacked adjacently)	9120089352	198.70
PCL402-S2-H, Lever bracket kit for code H type handle	9120089377	42.40
PCL402-S2-E, Lever bracket kit for code E type handle	9120089378	73.70

PCL402 Marine Handle Parts

Description	Part Number	List Price
PCL402-M3-SS, Mounting plate - Code M3 out of stainless steel	9120089712	\$ 50.84
PCL402-B-SS, Hand Lever - Code B out of stainless steel	9120089713	48.14

Spacer Block 35mm wide. Same as PCL402 section width. Does not include section seals.	91262411	\$ 102.90
--	----------	-----------

Footpedal Kits - converts a standard PCL402

Code F. Steel stamped footpedal with required hardware. Includes M5 mounting plate.

Description	Part Number	List Price
- PCL402-F-PK, Pedal Kit	9120089309	\$ 51.20
- PCL402-F-MBK, Mounting/Bearing Plate Assembly	9120089310	93.60
- PCL402-C6-PPS, C6 spring push pin set	9120089398	40.90

Code A36. Cast aluminum footpedal with required hardware. Includes M5 mounting plate.

Description	Part Number	List Price
- PCL402-A36-PK, Pedal Kit	9120089659	\$ 173.40
- PCL402-A36-MBK, Mounting/Bearing Plate Assembly	9120089660	80.90
- PCL402-C6-PPS, C6 spring push pin set	9120089398	40.90

Stud Kits (includes seals)

Description	Part Number	List Price
PCL402-2-SK, 2 sections	9120 0893 59	\$ 13.30
PCL402-3-SK, 3 sections	9120 0893 03	19.00
PCL402-4-SK, 4 sections	9120 0893 04	19.00
PCL402-5-SK, 5 sections	9120 0893 05	21.90
PCL402-6-SK, 6 sections	9120 0893 06	21.90


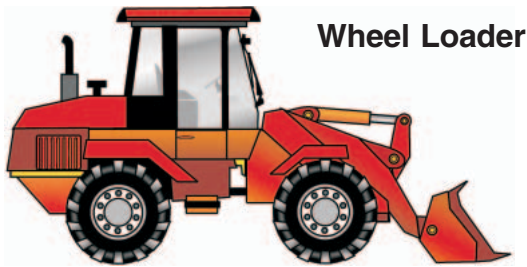
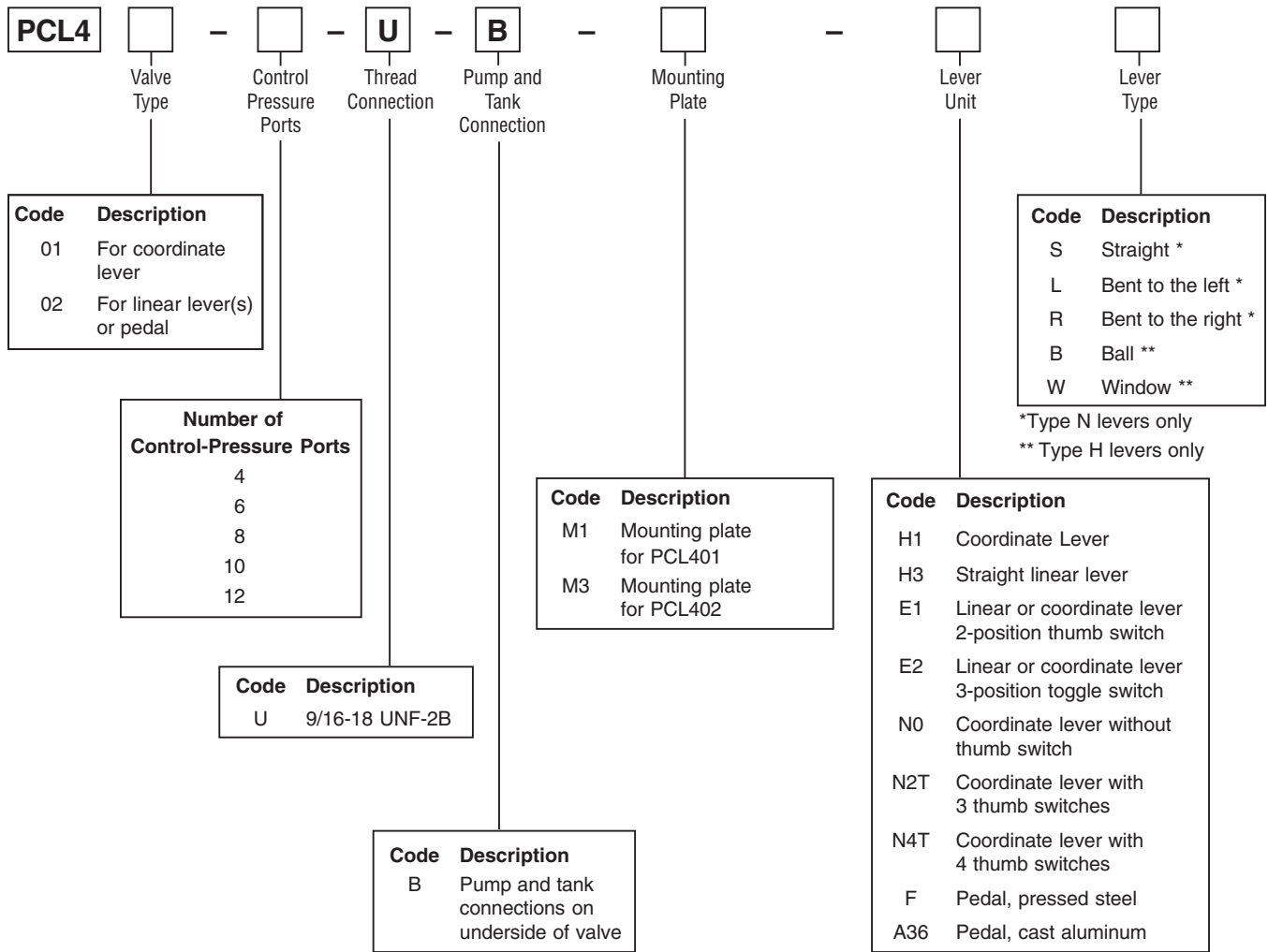
Spring Packs


Description	Start	Final	Part Number	List Price
SP-55-270-SL, V10, V20, V70, V90, V86	55	270	9126181823	\$ 40.90
SP-100-330-SL, VA/VG20, VA/VG35	100	330	9126181824	40.90
SP-100-410-SL, PC25, PC55	100	410	9126181825	40.90
SP-75-260-SL, F130CF, L90, P70	75	260	9126181826	40.90
SP-90-400-SL, F130CP	75	400	9126181827	40.90
SP-80-310-SL, K170, K220	80	310	9126181828	40.90

Matches curve for former CI & Gresen controllers	50	200	9126181830	\$ 40.90
Matches curve for former CI controllers	100	300	9126181815	40.90


Service Kits

Description	Part Number	List Price
- Push pin seal kit (1 kit needed for each push pin)	9120089332	\$ 5.20
- PCL402 section seal (2 needed per section)	06636127	0.60
- PCL402 plug kit (needed to plug side P&T UNF ports)	9120089329	10.50
- PCL402 pin/bushing kit for A36 footpedal	9120089661	43.50
- Cable 3/0.34/650 MM, for code E handles, no connector	9120089681	64.60
- Cable assembly N2T, no connector	9120089683	80.10
- Cable assembly N2, no connector	9120089684	64.60
- Cable assembly N4, no connector	9120089685	93.20
- Cable assembly N4T, no connector	9120089686	123.00
- Cable assembly N4T, Deutch/640 MM	9120089687	116.90
- Cable assembly N4T, Deutch/900 MM	9120089688	134.20
- Shim Kit (4000 total pieces)	20016558	715.00







PCL401-M1




PCL401-H1B




PCL401-H1W



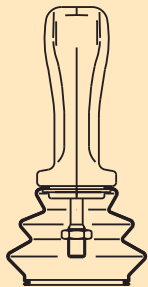
PCL401-E0



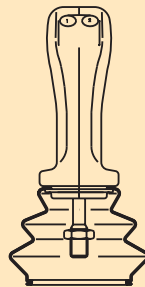
PCL401-E1



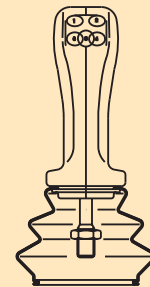
PCL401-E2



PCL401-N0



PCL401-N2T

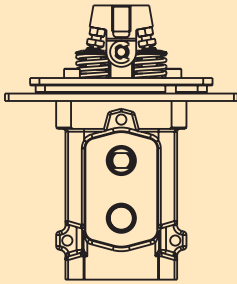


PCL401-N4T

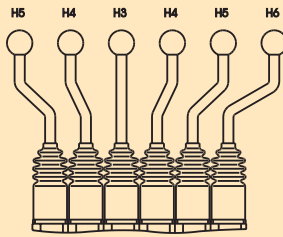


PCL401-TLSTEM







PCL402-M3




PCL402-H3B-H6B




PCL402-E0




PCL402-E1



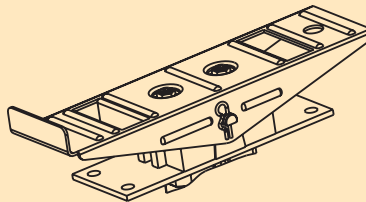
PCL402-E2



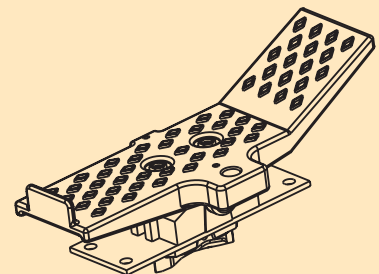
PCL402-MD2



PCL402-S2



PCL402-F



PCL402-A36

