

1000/1500 PSI Flow Meters

For Air and Other Compressed Gases

- Direct reading
- Install in any position
- 360° Rotatable Guard/Scale
- Easier to Read Linear Scale
- No Flow Straighteners or Special Piping Required
- Insensitive to Shock and Vibration
- Temperature up to 240°F
- Accuracy $\pm 2\%$ Full Scale
- Repeatability $\pm 1\%$
- Special Scales Available
- Calibrated for 1.0 S.G.

SPECIFICATIONS:

MATERIALS:

2024 - T351 Anodized aluminum body, piston and cone

C360 Brass body, piston and cone^①

T303 Stainless body, 2024 - T351 Anodized aluminum piston and cone

COMMON PARTS:	Retaining Ring: T316 SS
Spider Plate: T316 SS	Retaining Spring: T316 SS
Spring: T302 SS	Indicator and Internal Magnet: PPS / Ceramic
Fasteners: T303 SS	Guard Seal / Bumper: Buna N
Pressure Seals: Viton®	Scale Support: 6063 - T6 Aluminum
Guard: Polycarbonate	End Caps: Nylon ST

THREADS: SAE J1926/1, NPTF ANSI B2.2, BSPP ISO1179, Code 61 and Code 62: SAEJ518

TEMPERATURE RANGE: -20 to 240°F (-29 to 116°C) for higher temperatures, consult factory

PRESSURE RATING:

Aluminum / Brass Operating: 1,000 psi/69 bar max. (250 psi/17 bar max. for 3" series) with a 10:1 safety factor.

Fatigue Rating: per NFPA T2.6.1R1-1991, (for details see page 7)


Stainless Steel Operating: 1,500 psi/103 bar max. with a 10:1 safety factor.

Fatigue Rating: per NFPA T2.6.1R1-1991, (for details see page 7)

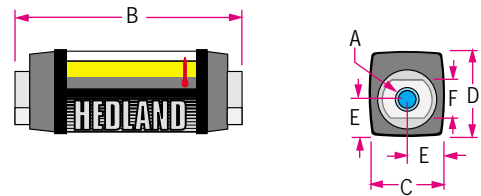
PRESSURE DROP: See Ordering Information Table, page 36. For detailed differential pressure charts, see page 56.

ACCURACY: $\pm 2\%$ of full scale reading

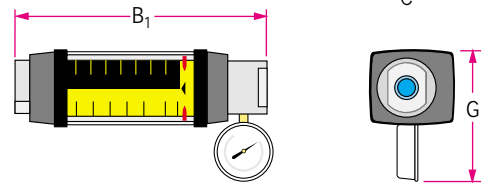
REPEATABILITY: $\pm 1\%$



STANDARD PRODUCT



STANDARD PRODUCT WITH EP & EG OPTION



DIMENSIONS:

A	B	B ₁	C	D	E	F	G
NOMINAL PORT SIZE	LENGTH in (mm)	LENGTH in (mm)	WIDTH in (mm)	DEPTH in (mm)	OFFSET in (mm)	FLATS in (mm)	HEIGHT in (mm)
1/4 (SAE 6)	4.8 (122)	6.12 (155)	1.68 (43)	1.90 (48)	.84 (21)	.88 (22)	5.0 (127)
1/2 (SAE10)	6.6 (168)	8.00 (203)	2.07 (53)	2.40 (61)	1.04 (26)	1.25 (32)	5.4 (137)
3/4 (SAE 12)	7.2 (183)	8.9 (226)	2.48 (63)	2.85 (72)	1.24 (32)	1.50 (38)	5.9 (150)
1 (SAE 16)	7.2 (183)	8.9 (226)	2.48 (63)	2.85 (72)	1.24 (32)	1.50 (38)	5.9 (150)
1-1/4 (SAE 20)	12.2 (310)	13.8 (351)	4.12 (105)	4.72 (120)	2.06 (52)	2.75 (70)	7.2 (183)
1-1/2 (SAE 24)	12.2 (310)	13.8 (351)	4.12 (105)	4.72 (120)	2.06 (52)	2.75 (70)	7.2 (183)

NOTE: Dimensions for 1-1/2" Code 62, 3" and 3" Code 61 can be found on page 50.

Weights for all sizes can be found on page 57.

① 3 inch models have celcon piston/piston ring

Celcon® is a registered trademark of Hoechst Celanese Corp.

1000/1500 PSI Flow Meters

For Air and Other Compressed Gases

ORDERING INFORMATION:

NOMINAL PORT SIZE	FLOW RANGE		PRESSURE DROP		MODEL NUMBER (see ex. below*)			MATERIAL			OPTIONS	
	① SCFM	② L/SEC	50% FLOW PSI (BAR)	100% FLOW PSI (BAR)	SAE	NPTF	BSPP④	ALUMINUM 1000 PSI	BRASS 1000 PSI	STAINLESS 1500 PSI	EXTENDED CAP PLUGGED ③	EXTENDED CAP W/GAUGE ③
1/4 SAE 6	0.5 - 5	0.2 - 2.2	4.38 (.30)	7.50 (.52)	H270 * - 005 - †	H271 * - 005 - †	H272 * 005 - †	A	B	S	EP	EG
	1 - 10	0.5 - 4.75	6.25 (.43)	10.63 (.73)	H270 * - 010 - †	H271 * - 010 - †	H272 * 010 - †					
	2 - 20	1 - 9	6.50 (.45)	12.50 (.86)	H270 * - 020 - †	H271 * - 020 - †	H272 * 020 - †					
	3 - 30	1.5 - 14	10.75 (.74)	21.25 (1.47)	H270 * - 030 - †	H271 * - 030 - †	H272 * 030 - †					
1/2 SAE 10	3 - 25	2 - 12	5.63 (.39)	9.38 (.65)	H670 * - 025 - †	H671 * - 025 - †	H672 * 025 - †	A	B	S	EP	EG
	5 - 50	3 - 22	4.38 (.30)	7.50 (.52)	H670 * - 050 - †	H671 * - 050 - †	H672 * 050 - †					
	10 - 100	5 - 47	3.00 (.21)	6.88 (.47)	H670 * - 100 - †	H671 * - 100 - †	H672 * 100 - †					
	15 - 150	7 - 70	8.13 (.56)	18.75 (1.29)	H670 * - 150 - †	H671 * - 150 - †	H672 * 150 - †					
3/4 SAE 12	3 - 25	1.5 - 11.5	2.50 (.17)	4.00 (.28)	H770 * - 025 - †	H771 * - 025 - †	H772 * 025 - †	A	B	S	EP	EG
	5 - 50	2 - 23	1.88 (.13)	3.13 (.22)	H770 * - 050 - †	H771 * - 050 - †	H772 * 050 - †					
	10 - 100	5 - 47.5	2.50 (.17)	4.75 (.33)	H770 * - 100 - †	H771 * - 100 - †	H772 * 100 - †					
	15 - 150	7 - 70	5.63 (.39)	10.94 (.75)	H770 * - 150 - †	H771 * - 150 - †	H772 * 150 - †					
1 SAE 16	3 - 25	1.5 - 11.5	2.50 (.17)	4.00 (.28)	H790 * - 025 - †	H791 * - 025 - †	H792 * 025 - †	A	B	S	EP	EG
	5 - 50	2 - 23	1.88 (.13)	3.13 (.22)	H790 * - 050 - †	H791 * - 050 - †	H792 * 050 - †					
	10 - 100	5 - 47.5	2.50 (.17)	4.75 (.33)	H790 * - 100 - †	H791 * - 100 - †	H792 * 100 - †					
	15 - 150	7 - 70	5.63 (.39)	10.94 (.75)	H790 * - 150 - †	H791 * - 150 - †	H792 * 150 - †					
1-1/4 SAE 20	20 - 200	10 - 95	2.00 (.14)	3.13 (.22)	H870 * - 200 - †	H871 * - 200 - †	H872 * 200 - †	A	B	S	EP	EG
	40 - 400	20 - 180	3.13 (.22)	5.60 (.39)	H870 * - 400 - †	H871 * - 400 - †	H872 * 400 - †					
	60 - 600	30 - 280	4.38 (.30)	8.75 (.60)	H870 * - 600 - †	H871 * - 600 - †	H872 * 600 - †					
	80 - 800	50 - 350	5.60 (.39)	12.00 (.83)	H870 * - 800 - †	H871 * - 800 - †	H872 * 800 - †					
1-1/2 SAE 24	20 - 200	10 - 95	2.00 (.14)	3.13 (.22)	H890 * - 200 - †	H891 * - 200 - †	H892 * 200 - †	A	B	S	EP	EG
	40 - 400	20 - 180	3.13 (.22)	5.60 (.39)	H890 * - 400 - †	H891 * - 400 - †	H892 * 400 - †					
	60 - 600	30 - 280	4.38 (.30)	8.75 (.60)	H890 * - 600 - †	H891 * - 600 - †	H892 * 600 - †					
	80 - 800	50 - 350	5.60 (.39)	12.00 (.83)	H890 * - 800 - †	H891 * - 800 - †	H892 * 800 - †					
3	100 - 1400	75 - 750	10.0 (.69)	16.0 (1.10)	H970 * - 140 - †	H971 * - 140 - †	H972 * 140 - †	250 PSI		Not Available		
	200 - 2200	75 - 1130	10.0 (.69)	16.0 (1.10)	H970 * - 220 - †	H971 * - 220 - †	H972 * 220 - †	A	B			

Note: Consult factory for other options.

- ① SCFM/PSI multipressure scales are standard.
- ② L/sec/bar multipressure scales are available at no extra charge.
- ③ EP and EG options are only available with NPTF and BSPP models.
- ④ 3-inch models have BSPT (BS21) threads

⚠ **Caution:** When ordering a L/sec/bar scale add "S1" suffix to part number

(example) H771 ^{*}A - [†]250 - S1 or H771 ^{*}A - [†]250 - EG - S1



AIR TEST KITS
PAGE 37



AIR & CORROSIVE GASES
PAGE 33



FLOW ALERT FLOW SWITCHES
PAGE 39



FLOW TRANSMITTERS
PAGE 41

