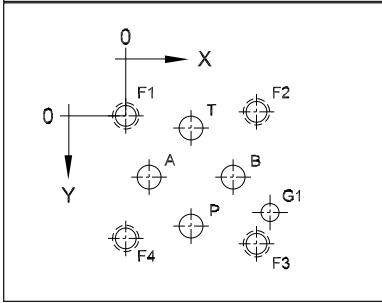




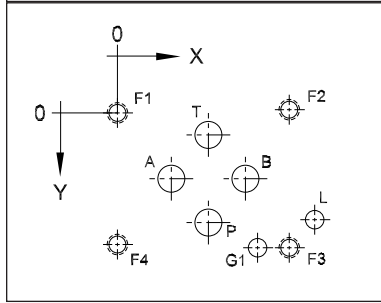
Directional Valve Patterns

These drawings are for reference only. Please consult the appropriate standard when dimensions are critical. Some holes are added per industry convention. Dimensions may vary on our products. It should not be assumed that each hole shown is found on a given product.

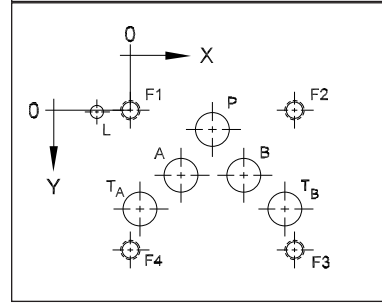
D02 ISO 4401-02-01-0-94
NFPA T3.5.1 R2 D02



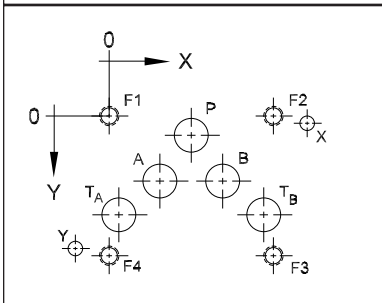
D03 ISO 4401-03-02-0-94
NFPA T3.5.1 R2 D03



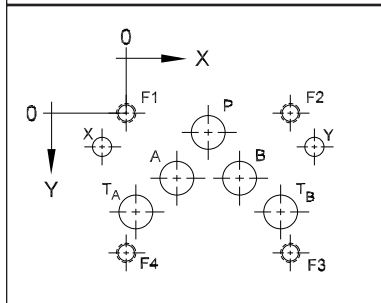
D05 ISO 4401-05-04-0-94
NFPA T3.5.1 R2 D05



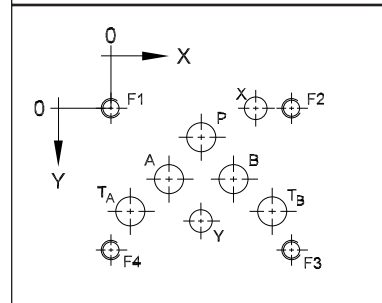
D05H NFPA T3.5.1 R2 D05 -
Alternative B



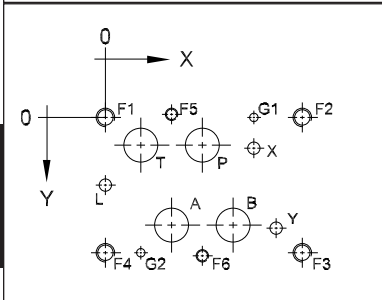
D05HE ISO 4401-05-05-0-94
NFPA T3.5.1 R2 D05 - Alternative A



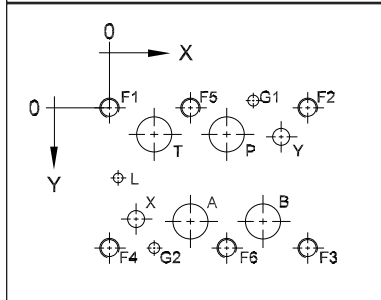
D06 NFPA T3.5.1 R2 D06



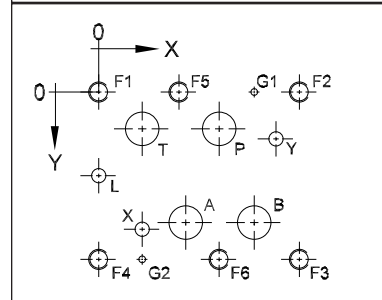
D07 ISO 4401-07-06-0-94
NFPA T3.5.1 R2 D07



D08 ISO 4401-08-07-0-94
NFPA T3.5.1 R2 D08



D10 ISO 4401-10-08-0-94
NFPA T3.5.1 R2 D10





Pattern	Axis	P	A	T (T _A)	T _B	B	X	Y	L	F1	F2	F3	F4	F5	F6	G1	G2
D02	X	0.472 [12.0]	0.169 [4.3]	0.472 [12.0]	--	0.776 [19.7]	--	--	--	0 [0]	0.945 [24.0]	0.945 [24.0]	0 [0]	--	--	1.043 [26.5]	--
	Y	0.797 [20.25]	0.443 [11.25]	0.088 [2.25]	--	0.443 [11.25]	--	--	--	0 [0]	-0.029 [-0.75]	0.915 [23.25]	0.886 [22.5]	--	--	0.699 [17.75]	--
	φ (max)	0.177 [4.5]	0.177 [4.5]	0.177 [4.5]	--	0.177 [4.5]	--	--	--	--	#10-24 M5	#10-24 M5	#10-24 M5	#10-24 M5	--	--	0.134 [3.4]
D03	X	0.850 [21.5]	0.500 [12.7]	0.850 [21.5]	--	1.190 [30.2]	--	--	1.830 [46.5]	0 [0]	1.594 [40.5]	1.594 [40.5]	0 [0]	--	--	1.300 [33.0]	--
	Y	1.020 [25.9]	0.610 [15.5]	0.200 [5.1]	--	0.610 [15.5]	--	--	0.990 [25.1]	0 [0]	-0.030 [-0.75]	1.250 [31.75]	1.220 [31.0]	--	--	1.250 [31.75]	--
	φ (max)	0.295 [7.5]	0.295 [7.5]	0.295 [7.5]	--	0.295 [7.5]	--	--	0.157 [4.0]	#10-24 M5	#10-24 M5	#10-24 M5	#10-24 M5	--	--	0.160 [4.0]	--
D05	X	1.060 [27]	0.660 [16.7]	0.130 [3.2]	2.000 [50.8]	1.470 [37.3]	--	--	-0.433 [-11.0]	0 [0]	2.125 [54.0]	2.125 [54.0]	0 [0]	--	--	--	--
	Y	0.250 [6.3]	0.840 [21.4]	1.280 [32.5]	1.280 [32.5]	0.840 [21.4]	--	--	0.020 [0.5]	0 [0]	0 [0]	1.812 [46.0]	1.812 [46.0]	--	--	--	--
	φ (max)	0.440 [11.2]	0.440 [11.2]	0.440 [11.2]	0.440 [11.2]	0.440 [11.2]	--	--	0.157 [4.0]	.25-20 M6	.25-20 M6	.25-20 M6	.25-20 M6	--	--	--	--
D05H	X	1.060 [27]	0.660 [16.7]	0.130 [3.2]	2.00 [50.8]	1.470 [37.3]	2.563 [65.1]	-0.440 [-11.2]	--	0 [0]	2.125 [54.0]	2.125 [54.0]	0 [0]	--	--	--	--
	Y	0.250 [6.3]	0.840 [21.4]	1.280 [32.5]	1.280 [32.5]	0.840 [21.4]	0.090 [2.4]	1.720 [43.7]	--	0 [0]	0 [0]	1.812 [46.0]	1.812 [46.0]	--	--	--	--
	φ (max)	0.440 [11.2]	0.440 [11.2]	0.440 [11.2]	0.440 [11.2]	0.440 [11.2]	0.190 [4.8]	0.190 [4.8]	--	.25-20 M6	.25-20 M6	.25-20 M6	.25-20 M6	--	--	--	--
D05HE	X	1.060 [27]	0.660 [16.7]	0.130 [3.2]	2.00 [50.8]	1.470 [37.3]	-0.310 [-8.0]	2.440 [62.0]	--	0 [0]	2.125 [54.0]	2.125 [54.0]	0 [0]	--	--	--	--
	Y	0.250 [6.3]	0.840 [21.4]	1.280 [32.5]	1.280 [32.5]	0.840 [21.4]	0.440 [11.2]	0.440 [11.2]	--	0 [0]	0 [0]	1.812 [46.0]	1.812 [46.0]	--	--	--	--
	φ (max)	0.440 [11.2]	0.440 [11.2]	0.440 [11.2]	0.440 [11.2]	0.440 [11.2]	0.380 [9.6]	0.380 [9.6]	--	.25-20 M6	.25-20 M6	.25-20 M6	.25-20 M6	--	--	--	--
D06	X	1.750 [44.5]	1.120 [28.5]	0.380 [9.7]	3.120 [79.3]	2.380 [60.5]	2.810 [71.4]	1.750 [44.5]	--	0 [0]	3.500 [88.9]	3.500 [88.9]	0 [0]	--	--	--	--
	Y	0.560 [14.3]	1.380 [35.1]	2.000 [50.8]	2.000 [50.8]	1.380 [35.1]	0 [0]	2.180 [55.4]	--	0 [0]	0 [0]	2.750 [69.9]	2.750 [69.9]	--	--	--	--
	φ (max)	0.580 [14.7]	0.580 [14.7]	0.580 [14.7]	0.580 [14.7]	0.580 [14.7]	0.440 [11.2]	0.440 [11.2]	--	.38-16 M10	.38-16 M10	.38-16 M10	.38-16 M10	--	--	--	--
D07	X	1.970 [50.0]	1.340 [34.1]	0.720 [18.3]	--	2.600 [65.9]	3.016 [76.6]	3.470 [88.1]	0 [0]	0 [0]	4.000 [101.6]	4.000 [101.6]	0 [0]	1.342 [34.1]	1.970 [50.0]	3.016 [76.6]	0.720 [18.3]
	Y	0.560 [14.3]	2.190 [55.6]	0.560 [14.3]	--	2.190 [55.6]	0.620 [15.9]	2.250 [57.2]	1.370 [34.9]	0 [0]	0 [0]	2.750 [69.9]	2.750 [69.9]	-0.063 [-1.6]	2.815 [71.5]	0 [0]	2.750 [69.9]
	φ (max)	0.690 [17.5]	0.690 [17.5]	0.690 [17.5]	--	0.690 [17.5]	0.250 [6.3]	0.250 [6.3]	0.250 [6.3]	.38-16 M10	.38-16 M10	.38-16 M10	.38-16 M10	.25-20 M6	.25-20 M6	0.160 [4.0]	0.160 [4.0]
D08	X	3.030 [77.0]	2.090 [53.2]	1.160 [29.4]	--	3.970 [100.8]	0.690 [17.5]	4.440 [112.7]	0.220 [5.6]	0 [0]	5.125 [130.2]	5.125 [130.2]	0 [0]	2.094 [53.2]	3.031 [77.0]	3.719 [94.5]	1.156 [29.4]
	Y	0.690 [17.5]	2.930 [74.6]	0.690 [17.5]	--	2.930 [74.6]	2.880 [73.0]	0.750 [19.0]	1.810 [46.0]	0 [0]	0 [0]	3.625 [92.1]	3.625 [92.1]	0 [0]	3.625 [92.1]	-0.187 [-4.8]	3.625 [92.1]
	φ (max)	0.984 [25.0]	0.984 [25.0]	0.984 [25.0]	--	0.984 [25.0]	0.440 [11.2]	0.440 [11.2]	0.440 [11.2]	.50-13 M12	.50-13 M12	.50-13 M12	.50-13 M12	.50-13 M12	.50-13 M12	0.280 [7.5]	0.280 [7.5]
D10	X	4.500 [114.3]	3.250 [82.5]	1.630 [41.3]	--	5.810 [147.6]	1.630 [41.3]	6.630 [168.3]	0 [0]	0 [0]	7.500 [190.5]	7.500 [190.5]	0 [0]	3.000 [76.2]	4.500 [114.3]	5.457 [138.6]	1.625 [41.3]
	Y	1.380 [35.0]	4.870 [123.8]	1.380 [35]	--	4.870 [123.8]	5.130 [130.2]	1.750 [44.5]	3.130 [79.4]	0 [0]	0 [0]	6.250 [158.8]	6.250 [158.8]	0 [0]	6.250 [158.8]	0 [0]	6.250 [158.8]
	φ (max)	1.250 [32.0]	1.250 [32.0]	1.250 [32.0]	--	1.250 [32.0]	0.440 [11.2]	0.440 [11.2]	0.440 [11.2]	.75-10 M20	.75-10 M20	.75-10 M20	.75-10 M20	.75-10 M20	.75-10 M20	0.280 [7.5]	0.280 [7.5]