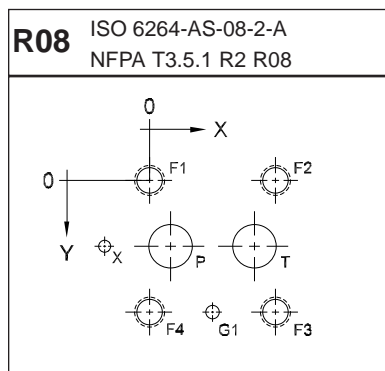
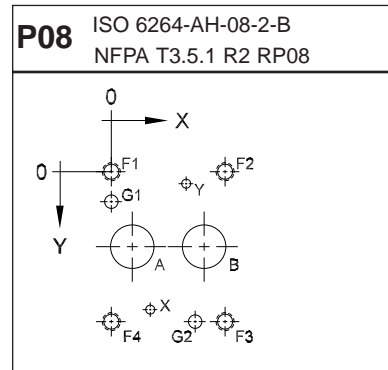
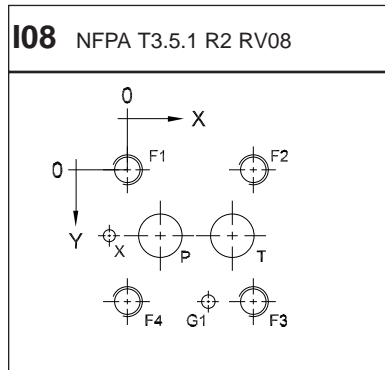
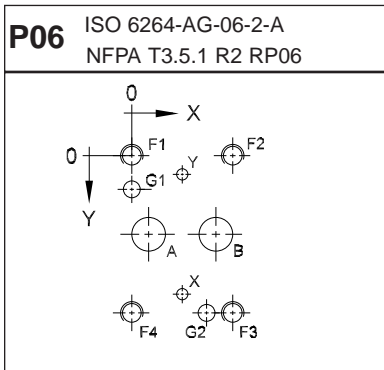
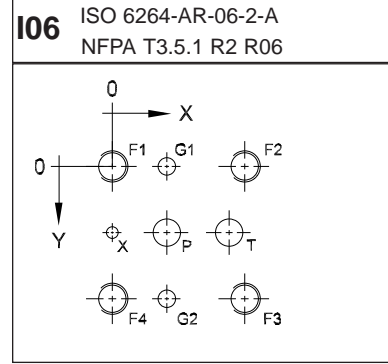
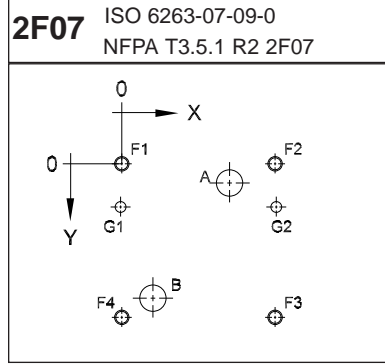
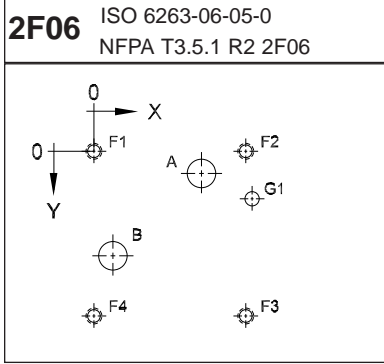




## Non-Directional Valve Patterns

These drawings are for reference only. Please consult the appropriate standard when dimensions are critical. Some holes are added per industry convention. Dimensions may vary on our products. It should not be assumed that each hole shown is found on a given product.





Pattern	Axis	A	B	P	T	X	Y	F1	F2	F3	F4	G1	G2
<b>2F06</b>	X	2.125 [54.0]	0.375 [9.5]	--	--	--	--	0 [0]	3.000 [76.2]	3.000 [76.2]	0 [0]	3.125 [79.4]	--
	Y	0.437 [11.1]	2.062 [52.4]	--	--	--	--	0 [0]	0 [0]	3.250 [82.6]	3.250 [82.6]	0.937 [23.8]	--
	φ (max)	0.580 [14.7]	0.580 [14.7]	--	--	--	--	.31-18 M8	.31-18 M8	.31-18 M8	.31-18 M8	0.280 [7.1]	--
<b>2F07</b>	X	2.953 [75.0]	0.812 [20.6]	--	--	--	--	0 [0]	4.000 [101.6]	4.000 [101.6]	0 [0]	-0.031 [-0.8]	4.031 [102.4]
	Y	0.437 [11.1]	3.406 [86.5]	--	--	--	--	0 [0]	0 [0]	4.000 [101.6]	4.000 [101.6]	1.125 [28.6]	1.125 [28.6]
	φ (max)	0.295 [7.5]	0.295 [7.5]	--	--	--	--	.38-16 M10	.38-16 M10	.38-16 M10	.38-16 M10	0.410 [10.4]	0.410 [10.4]
<b>I06</b>	X	--	--	0.875 [22.2]	1.875 [47.5]	0 [0]	--	0 [0]	2.125 [53.8]	2.125 [53.8]	0 [0]	0.875 [22.2]	0.875 [22.2]
	Y	--	--	1.063 [26.9]	1.063 [26.9]	1.063 [26.9]	--	0 [0]	0 [0]	2.125 [53.8]	2.125 [53.8]	0 [0]	2.125 [53.8]
	φ (max)	--	--	0.58 [14.7]	0.58 [14.7]	0.190 [4.8]	--	.50-13 M12	.50-13 M12	.50-13 M12	.50-13 M12	0.280 [7.1]	0.280 [7.1]
<b>P06</b>	X	0.281 [7.1]	1.406 [35.7]	--	--	0.844 [21.4]	0.844 [21.4]	0 [0]	1.687 [42.9]	1.687 [42.9]	0 [0]	0 [0]	1.250 [31.8]
	Y	1.312 [33.3]	1.312 [33.3]	--	--	2.312 [58.7]	0.312 [7.9]	0 [0]	0 [0]	2.625 [66.7]	2.625 [66.7]	0.563 [14.3]	2.625 [66.7]
	φ (max)	0.580 [14.7]	0.580 [14.7]	--	--	0.19 [4.8]	0.19 [4.8]	.38-16 M10	.38-16 M10	.38-16 M10	.38-16 M10	0.280 [7.1]	0.280 [7.1]
<b>I08</b>	X	--	--	0.688 [17.5]	2.188 [55.6]	-0.375 [-9.5]	--	0 [0]	2.625 [66.7]	2.625 [66.7]	0 [0]	1.688 [42.9]	--
	Y	--	--	1.375 [35.0]	1.375 [35.0]	1.375 [35.0]	--	0 [0]	0 [0]	2.75 [70.0]	2.75 [70.0]	2.25 [57.1]	--
	φ (max)	--	--	0.920 [23.4]	0.920 [23.4]	0.25 [6.3]	--	.63-11 M16	.63-11 M16	.63-11 M16	.63-11 M16	0.295 [7.5]	--
<b>P08</b>	X	0.438 [11.1]	1.938 [49.2]	--	--	0.813 [20.6]	1.563 [39.7]	0 [0]	2.375 [60.3]	2.375 [60.3]	0 [0]	0 [0]	1.75 [44.5]
	Y	1.563 [39.7]	1.563 [39.7]	--	--	2.875 [73.0]	0.25 [6.4]	0 [0]	0 [0]	3.125 [79.4]	3.125 [79.4]	0.625 [15.9]	3.125 [79.4]
	φ (max)	0.920 [23.4]	0.920 [23.4]	--	--	0.190 [4.8]	0.190 [4.8]	.38-16 M10	.38-16 M10	.38-16 M10	.38-16 M10	0.280 [7.1]	0.280 [7.1]
<b>R08</b>	X	--	--	0.438 [11.1]	2.188 [55.6]	-0.938 [-23.8]	--	0 [0]	2.625 [66.7]	2.625 [66.7]	0 [0]	1.313 [33.4]	--
	Y	--	--	1.375 [35.0]	1.375 [35.0]	1.375 [35.0]	--	0 [0]	0 [0]	2.750 [69.9]	2.750 [69.9]	2.75 [69.9]	--
	φ (max)	--	--	0.920 [23.4]	0.920 [23.4]	0.250 [6.3]	--	.63-11 M16	.63-11 M16	.63-11 M16	.63-11 M16	0.300 [7.5]	--